


# **New Jersey Drug and Alcohol Abuse Treatment**

## **Substance Abuse Overview 2019 Warren County**



**Department of Human Services  
Division of Mental Health and Addiction Services  
Office of Planning, Research, Evaluation, Prevention and Olmstead  
Trenton, New Jersey**

**October 2020**



## State of New Jersey

DEPARTMENT OF HUMAN SERVICES  
DIVISION OF MENTAL HEALTH AND ADDICTION SERVICES

PO BOX 362  
TRENTON, NJ 08625

Phil Murphy  
Governor

Sheila Oliver  
LT. Governor

Carole Johnson  
Commissioner

Valerie L. Mielke  
Assistant Commissioner

October 2020

The statewide ***Substance Abuse Overview*** provides statistics on substance abuse treatment in New Jersey for calendar year 2019. In 2019, there were 98,628 treatment admissions and 96,482 discharges reported to the New Jersey Department of Human Services, Division of Mental Health and Addiction Services by substance abuse treatment providers. These data were submitted through the web-based New Jersey Substance Abuse Monitoring System (NJSAMS). This report is based on the information provided in the May 2020 NJSAMS download data.

The Statewide Overview includes:

- State Totals for Substance Abuse Treatment Admissions
- Substance Abuse Admissions by County and Primary Drug
- Substance Abuse Admissions by Primary Drug within County
- Substance Abuse Admission Rates by County and Primary Drug
- Map for Number of Substance Abuse Admissions by County of Residence
- First Time Clients by County of Residence and Primary Drug
- Admissions by Age Group, Gender, and Primary Drug
- State Totals for Substance Abuse Treatment Discharges
- Length of Stay by Level of Care
- Waiting Time to Treatment Admission
- Detox Continuing Care Status Indicated at Discharge
- Detox Continuing Care by Actual Level of Care
- Time to First Readmission
- Substance Abuse Treatment Demand Estimate

Reports for individual counties can be found by clicking on the county names.

If you have any questions about this report, you may contact us by email at:  
Suzanne.Borys@dhs.nj.gov, Limei.Zhu@dhs.nj.gov, Yohannes.Hailu@dhs.nj.gov

Sincerely,

Suzanne Borys, Ed. D., Assistant Division Director  
Office of Planning, Research, Evaluation, Prevention and Olmstead

**New Jersey Substance Abuse Monitoring System (NJ-SAMS)  
CY2019 Substance Abuse Treatment Admissions Warren County Residents**

<b>Primary Drug**</b>			<b>Highest School Grade Completed</b>		
Alcohol	428	34%	Completed High School	854	68%
Heroin	522	42%	Some College	233	19%
Other Opiates	63	5%	<b>Employment Status</b>		
Cocaine	54	4%	Unemployed	262	21%
Marijuana	119	10%	Student	15	1%
Other Drugs	66	5%	Not in Labor Force	531	42%
<b>Intravenous Drug Users</b>	<b>476</b>	<b>38%</b>	Employed Full/Part Time	445	35%
<b>Smoke Tobacco (Yes)**</b>	<b>850</b>	<b>68%</b>	<b>Living Arrangement</b>		
<b>Level of Care</b>			Homeless	59	5%
Outpatient Care (OP)	357	28%	Dependent Living/Institution	210	17%
Intensive Outpatient (IOP)	356	28%	Independent Living	984	78%
Partial Hospitalization	34	3%	<b>Marital Status</b>		
Opioid Maintenance OP	161	13%	Single/Divorced	988	79%
Opioid Maintenance IOP	11	1%	Married/Civil Union	167	13%
Extended Care	1	0%	Widowed	22	2%
Halfway House	58	5%	Separated	77	6%
Long-Term Residential	42	3%	<b>Legal Problem*</b>		
Short-Term Residential	117	9%	None	494	39%
Hospital Based Residential	1	0%	Case Pending	142	11%
Detox Residential	87	7%	Probation/Parole	342	27%
Detox Hospital	19	2%	DUI License Suspension	104	8%
Detox Outpatient Non-Methadone	3	0%	Drug Court	160	13%
Detox Outpatient Methadone	0	0%	DCCP/Family Court	118	9%
Early Intervention	6	0%	Other	43	3%
Interim Services***	1	0%	<b>Arrest in the Last 30 Days (Yes)</b>	<b>65</b>	<b>5%</b>
<b>Medication Assisted Therapy Planned in Treatment</b>			<b>Special Population*</b>		
Methadone	127	10%	DCCP/CPSAI	171	14%
Suboxone	152	12%	DUI	269	21%
Vivitrol	38	3%	Developmental Disability	2	0%
<b>Referral Source</b>			Blind and Visually Impaired	2	0%
Self-referral	429	34%	Deaf and Hard of Hearing	7	1%
Family/Friend	26	2%	<b>Federal Poverty Level (0-133%)**</b>	<b>865</b>	<b>83%</b>
Addiction Services Program	205	16%	<b>Health Insurance*</b>		
Workforce NJ SAI	17	1%	No Insurance	299	24%
DCCP/CPSAI	71	6%	Medicaid	804	64%
Mental Health	24	2%	Medicare	37	3%
Criminal Justice	330	26%	Private Insurance	230	18%
Interim Managing Entity (IME)	3	0%	Other Insurance	21	2%
IDRC	60	5%	<b>Treated in County of Residence</b>	<b>670</b>	<b>53%</b>
Other	92	7%	<b>County Where Patient Was Treated</b>		
<b>Sex</b>			Atlantic	38	3%
Male	769	61%	Bergen	2	0%
Female	485	39%	Middlesex	18	1%
<b>Pregnant Women (Yes)**</b>	<b>23</b>	<b>2%</b>	Monmouth	73	6%
<b>Age</b>			Burlington	8	1%
Under 18	10	1%	Camden	5	0%
18-21	55	4%	Cape May	0	0%
22-24	113	9%	Cumberland	4	0%
25-29	251	20%	Essex	24	2%
30-34	258	21%	Gloucester	7	1%
35-44	287	23%	Hudson	21	2%
45-54	164	13%	Hunterdon	159	13%
55 and over	116	9%	Mercer	0	0%
<b>Race/Ethnicity</b>			<b>Fee For Service Admissions</b>	<b>282</b>	<b>22%</b>
White (non-Hispanic)	1,080	86%	<b>Fee For Service Unique Clients</b>	<b>192</b>	<b>24%</b>
Black (non-Hispanic)	94	7%	<b>Total Admissions =</b>	<b>1,254</b>	
Hispanic Origin	69	6%	<b>Unduplicated Clients Admitted =</b>	<b>793</b>	
Other	11	1%			

\*Totals may be greater than 100% because of multiple responses.

\*\*Percentage calculations excluded missing values.

\*\*\* Interim Services started October 2019.

**New Jersey Substance Abuse Monitoring System (NJ-SAMS)  
CY2019 Substance Abuse Treatment Admissions **Treatment Site in Warren County****

<b>Primary Drug**</b>			<b>Highest School Grade Completed</b>		
Alcohol	293	33%	Completed High School	564	64%
Heroin	361	41%	Some College	197	22%
Other Opiates	48	5%	<b>Employment Status</b>		
Cocaine	38	4%	Unemployed	218	25%
Marijuana	105	12%	Student	13	1%
Other Drugs	39	4%	Not in Labor Force	293	33%
<b>Intravenous Drug Users</b>	292	33%	Employed Full/Part Time	361	41%
<b>Smoke Tobacco (Yes)**</b>	563	64%	<b>Living Arrangement</b>		
<b>Level of Care</b>			Homeless	19	2%
Outpatient Care (OP)	313	35%	Dependent Living/Institution	86	10%
Intensive Outpatient (IOP)	304	34%	Independent Living	780	88%
Partial Hospitalization	0	0%	<b>Marital Status</b>		
Opioid Maintenance OP	244	28%	Single/Divorced	657	74%
Opioid Maintenance IOP	4	0%	Married/Civil Union	154	17%
Extended Care	0	0%	Widowed	15	2%
Halfway House	13	1%	Separated	60	7%
Long-Term Residential	0	0%	<b>Legal Problem*</b>		
Short-Term Residential	0	0%	None	366	41%
Hospital Based Residential	1	0%	Case Pending	78	9%
Detox Residential	0	0%	Probation/Parole	256	29%
Detox Hospital	0	0%	DUI License Suspension	96	11%
Detox Outpatient Non-Methadone	0	0%	Drug Court	78	9%
Detox Outpatient Methadone	0	0%	DCCP/Family Court	90	10%
Early Intervention	6	1%	Other	25	3%
Interim Services***	1	0%	<b>Arrest in the Last 30 Days (Yes)</b>	35	4%
<b>Medication Assisted Therapy Planned in Treatment</b>			<b>Special Population*</b>		
Methadone	181	20%	DCCP/CPSAI	112	13%
Suboxone	95	11%	DUI	182	21%
Vivitrol	22	2%	Developmental Disability	2	0%
<b>Referral Source</b>			Blind and Visually Impaired	1	0%
Self-referral	315	36%	Deaf and Hard of Hearing	7	1%
Family/Friend	20	2%	<b>Federal Poverty Level (0-133%)**</b>	561	75%
Addiction Services Program	98	11%	<b>Health Insurance*</b>		
Workforce NJ SAI	12	1%	No Insurance	236	27%
DCPP/CPSAI	63	7%	Medicaid	557	63%
Mental Health	24	3%	Medicare	37	4%
Criminal Justice	214	24%	Private Insurance	163	18%
IDRC	64	7%	Other Insurance	18	2%
Interim Managing Entity (IME)	3	0%	<b>Treated in County of Residence</b>	670	76%
Other	76	9%	<b>County of Residence</b>		
<b>Sex</b>			Atlantic	0	0%
Male	524	59%	Bergen	1	0%
Female	362	41%	Burlington	1	0%
<b>Pregnant Women (Yes)**</b>	17	2%	Camden	3	0%
<b>Age</b>			Cape May	3	0%
Under 18	7	1%	Cumberland	0	0%
18-21	41	5%	Essex	1	0%
22-24	73	8%	Gloucester	1	0%
25-29	148	17%	Hudson	0	0%
30-34	163	18%	Hunterdon	57	6%
35-44	237	27%	Mercer	6	1%
45-54	131	15%	Middlesex	3	0%
55 and over	86	10%	Monmouth	5	1%
<b>Race/Ethnicity</b>			Morris	35	4%
White (non-Hispanic)	722	81%	Ocean	2	0%
Black (non-Hispanic)	84	9%	Passaic	7	1%
Hispanic Origin	69	8%	Salem	0	0%
Other	11	1%	Somerset	7	1%
			Sussex	20	2%
			Union	7	1%
			Warren	670	76%
			Other	1	0%
			<b>Fee For Service Admissions</b>	127	14%
			<b>Fee For Service Unique Client</b>	96	13%
			<b>Total Admissions =</b>	<b>886</b>	
			<b>Unduplicated Clients Admitted =</b>	<b>730</b>	

\*Totals may be greater than 100% because of multiple responses.

\*\*Percentage calculation excluded missing values.

\*\*\* Interim Services started October 2019.

## Substance Abuse Admissions by Municipality and Primary Drug 2019 NJ Resident Admissions

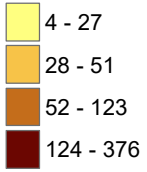
WARREN	PRIMARY DRUG														TOTAL	
	Alcohol		Cocaine/ Crack		Heroin		Other Opiates		Marijuana/ Hashish		Other Drugs		Unknown			
	N	%	N	%	N	%	N	%	N	%	N	%	N	%	N	%
ALLAMUCHY TWP	11	3	2	4	2	0	1	2	2	2	1	2			19	2
ALPHA BORO	1	0	5	9	17	3	3	5	3	3	1	2			30	2
BELVIDERE TWP	24	6	3	5	57	11	2	3	4	3	5	8	1	50	96	8
BLAIRSTOWN TWP	20	5	8	15	16	3	1	2	5	4	1	2	1	50	52	4
FRANKLIN TWP	7	2			11	2	2	3	2	2	2	3			24	2
FRELINGHUYSEN TWP	1	0			9	2			1	1					11	1
GREENWICH TWP	6	1	3	5	19	4	1	2	5	4	1	2			35	3
HACKETTSTOWN TOWN	50	12	1	2	34	7	6	10	8	7	7	11			106	8
HARDWICK TWP	3	1			7	1									10	1
HARMONY TWP	6	1			7	1					1	2			14	1
HOPE TWP	1	0			6	1	1	2	1	1					9	1
INDEPENDENCE TWP	27	6			16	3	1	2	5	4	2	3			51	4
KNOWLTON TWP	4	1	1	2	5	1	5	8	4	3	2	3			21	2
LIBERTY TWP	7	2			7	1	1	2	1	1	2	3			18	1
LOPATCONG TWP	10	2	1	2	16	3			7	6	3	5			37	3
MANSFIELD TWP	26	6	1	2	19	4	4	6	4	3	2	3			56	4
OXFORD TWP	17	4	2	4	20	4	3	5	2	2	3	5			47	4
PHILLIPSBURG TOWN	102	24	24	44	153	29	18	29	48	40	26	41			371	30
POHATCONG TWP	13	3	2	4	9	2	5	8	2	2					31	2
WASHINGTON BORO	34	8	1	2	42	8	2	3	6	5	3	5			88	7
WASHINGTON TWP	31	7	1	2	19	4	5	8	5	4					61	5
WHITE TWP	17	4			9	2	1	2	2	2					29	2
NOT Stated	10	2			22	4	1	2	3	3	2	3			38	3
<b>Total</b>	<b>428</b>	<b>100</b>	<b>55</b>	<b>100</b>	<b>522</b>	<b>100</b>	<b>63</b>	<b>100</b>	<b>120</b>	<b>100</b>	<b>64</b>	<b>100</b>	<b>2</b>	<b>100</b>	<b>1254</b>	<b>100</b>

## Substance Abuse Admissions by Primary Drug within Municipality 2019 NJ Resident Admissions

WARREN	PRIMARY DRUG														TOTAL	
	Alcohol		Cocaine/ Crack		Heroin		Other Opiates		Marijuana/ Hashish		Other Drugs		Unknown		N	%
	N	%	N	%	N	%	N	%	N	%	N	%	N	%		
ALLAMUCHY TWP	11	58	2	11	2	11	1	5	2	11	1	5			19	100
ALPHA BORO	1	3	5	17	17	57	3	10	3	10	1	3			30	100
BELVIDERE TWP	24	25	3	3	57	59	2	2	4	4	5	5	1	1	96	100
BLAIRSTOWN TWP	20	38	8	15	16	31	1	2	5	10	1	2	1	2	52	100
FRANKLIN TWP	7	29			11	46	2	8	2	8	2	8			24	100
FRELINGHUYSEN TWP	1	9			9	82			1	9					11	100
GREENWICH TWP	6	17	3	9	19	54	1	3	5	14	1	3			35	100
HACKETTSTOWN TOWN	50	47	1	1	34	32	6	6	8	8	7	7			106	100
HARDWICK TWP	3	30			7	70									10	100
HARMONY TWP	6	43			7	50					1	7			14	100
HOPE TWP	1	11			6	67	1	11	1	11					9	100
INDEPENDENCE TWP	27	53			16	31	1	2	5	10	2	4			51	100
KNOWLTON TWP	4	19	1	5	5	24	5	24	4	19	2	10			21	100
LIBERTY TWP	7	39			7	39	1	6	1	6	2	11			18	100
LOPATCONG TWP	10	27	1	3	16	43			7	19	3	8			37	100
MANSFIELD TWP	26	46	1	2	19	34	4	7	4	7	2	4			56	100
OXFORD TWP	17	36	2	4	20	43	3	6	2	4	3	6			47	100
PHILLIPSBURG TOWN	102	27	24	6	153	41	18	5	48	13	26	7			371	100
POHATCONG TWP	13	42	2	6	9	29	5	16	2	6					31	100
WASHINGTON BORO	34	39	1	1	42	48	2	2	6	7	3	3			88	100
WASHINGTON TWP	31	51	1	2	19	31	5	8	5	8					61	100
WHITE TWP	17	59			9	31	1	3	2	7					29	100
NOT Stated	10	27			22	57	1	3	3	8	2	5			38	100
<b>Total</b>	<b>428</b>	<b>34</b>	<b>55</b>	<b>4</b>	<b>522</b>	<b>42</b>	<b>63</b>	<b>5</b>	<b>120</b>	<b>10</b>	<b>64</b>	<b>5</b>	<b>2</b>	<b>0</b>	<b>1254</b>	<b>100</b>

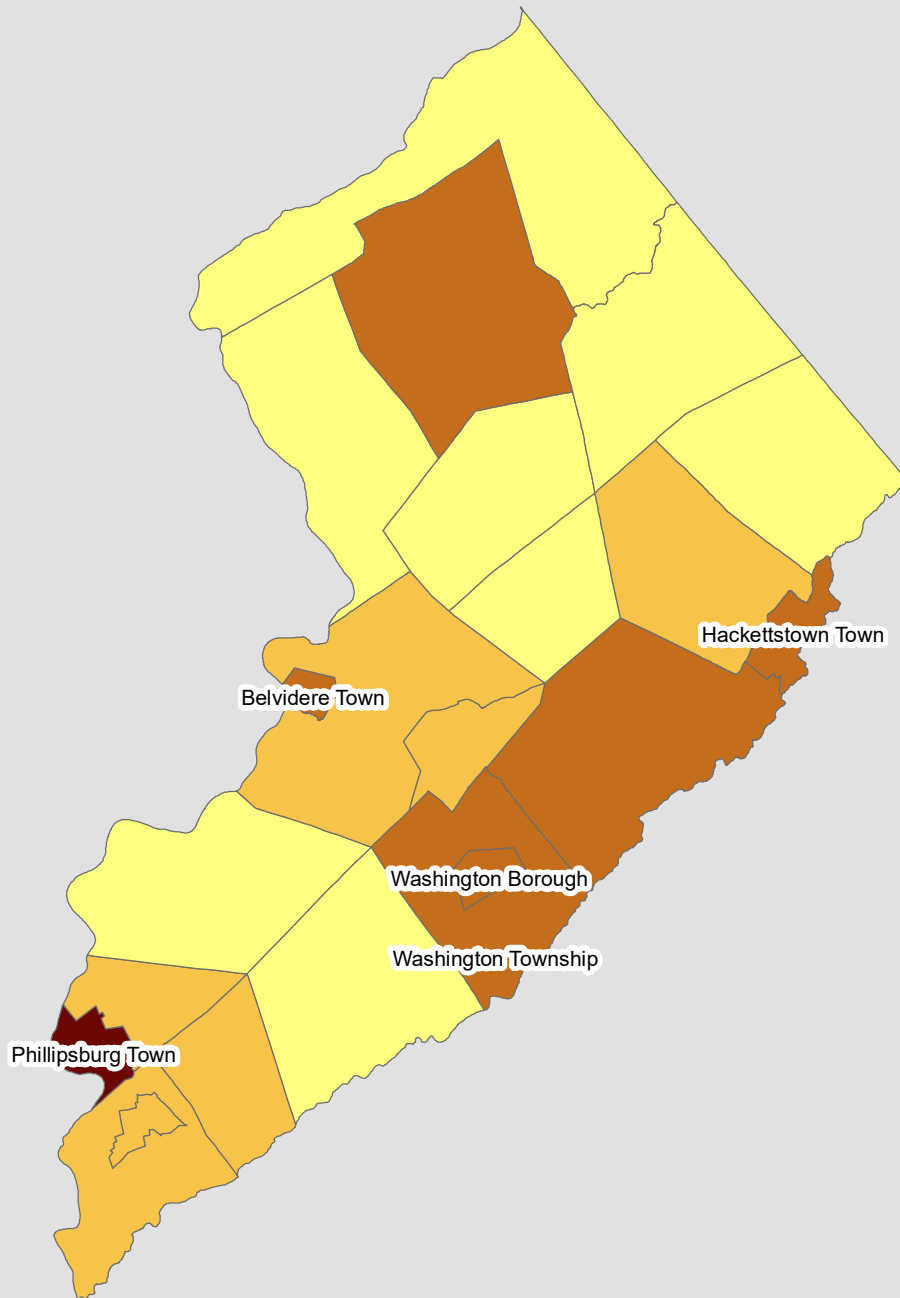
# 2019 Warren County Substance Abuse Admissions by Municipality of Residence

## Admission Counts



## Top Five Municipalities

1	Phillipsburg Town	371
2	Hackettstown Town	106
3	Belvidere Town	96
4	Washington Borough	88
5	Washington Township	61



Data: NJSAMS 2020 June Download  
Report Date: October 2020

NJ Department of Human Services  
Division of Mental Health and Addiction Services  
Planning, Research, Evaluation, Prevention and Olmstead Office

## Admissions by Municipality of Residence, Age Group and Primary Drug 2019 NJ Resident Admissions

WARREN	ALCOHOL						DRUGS						TOTAL					
	18 & Over		Under 18		Total		18 & Over		Under 18		Total		18 & Over		Under 18		Total	
	N	%	N	%	N	%	N	%	N	%	N	%	N	%	N	%	N	%
ALLAMUCHY TWP	11	100			11	100	8	100			8	100	19	100			19	100
ALPHA BORO	1	100			1	100	28	97	1	3	29	100	29	97	1	3	30	100
BELVIDERE TWP	24	100			24	100	71	100			71	100	95	100			95	100
BLAIRSTOWN TWP	19	95	1	5	20	100	29	94	2	6	31	100	48	94	3	6	51	100
FRANKLIN TWP	7	100			7	100	17	100			17	100	24	100			24	100
FRELINGHUYSEN TWP	1	100			1	100	10	100			10	100	11	100			11	100
GREENWICH TWP	6	100			6	100	29	100			29	100	35	100			35	100
HACKETTSTOWN TOWN	50	100			50	100	55	98	1	2	56	100	105	99	1	1	106	100
HARDWICK TWP	3	100			3	100	7	100			7	100	10	100			10	100
HARMONY TWP	6	100			6	100	8	100			8	100	14	100			14	100
HOPE TWP	1	100			1	100	8	100			8	100	9	100			9	100
INDEPENDENCE TWP	27	100			27	100	24	100			24	100	51	100			51	100
KNOWLTON TWP	4	100			4	100	15	88	2	12	17	100	19	90	2	10	21	100
LIBERTY TWP	7	100			7	100	11	100			11	100	18	100			18	100
LOPATCONG TWP	10	100			10	100	27	100			27	100	37	100			37	100
MANSFIELD TWP	26	100			26	100	30	100			30	100	56	100			56	100
OXFORD TWP	17	100			17	100	30	100			30	100	47	100			47	100
PHILLIPSBURG TOWN	102	100			102	100	268	100	1	0	269	100	370	100	1	0	371	100
POHATCONG TWP	13	100			13	100	18	100			18	100	31	100			31	100
WASHINGTON BORO	34	100			34	100	52	96	2	4	54	100	86	98	2	2	88	100
WASHINGTON TWP	31	100			31	100	30	100			30	100	61	100			61	100
WHITE TWP	17	100			17	100	12	100			12	100	29	100			29	100
NOT Stated	10	100			10	100	28	100			28	100	38	100			38	100
<b>Total*</b>	<b>427</b>	<b>100</b>	<b>1</b>	<b>0</b>	<b>428</b>	<b>100</b>	<b>815</b>	<b>99</b>	<b>9</b>	<b>1</b>	<b>824</b>	<b>100</b>	<b>1242</b>	<b>99</b>	<b>10</b>	<b>1</b>	<b>1252</b>	<b>100</b>

\* Missing primary drug or age admissions are not included.



## Admissions by Age Group, Gender and Primary Drug 2019 NJ Resident Admissions

WARREN		GENDER				TOTAL	
		Female		Male			
		N	%	N	%	N	%
0-17	Alcohol	1	100			1	100
	Marijuana/Hashish	1	11	8	89	9	100
	<b>Total</b>	2	20	8	80	10	100
18-24	Alcohol	16	41	23	59	39	100
	Heroin	27	50	27	50	54	100
	Other Opiates	3	75	1	25	4	100
	Marijuana/Hashish	13	33	27	68	40	100
	Other Drugs	7	23	23	77	30	100
	Unknown			1	100	1	100
	<b>Total</b>	66	39	102	61	168	100
25-59	Alcohol	137	39	211	61	348	100
	Heroin	161	35	304	65	465	100
	Other Opiates	27	48	29	52	56	100
	Marijuana/Hashish	23	32	48	68	71	100
	Other Drugs	41	48	44	52	85	100
	Unknown	1	100			1	100
	<b>Total</b>	390	38	636	62	1026	100
60&Over	Alcohol	22	55	18	45	40	100
	Heroin			3	100	3	100
	Other Opiates	3	100			3	100
	Other Drugs	2	50	2	50	4	100
	<b>Total</b>	27	54	23	46	50	100
<b>Total</b>	Alcohol	176	41	252	59	428	100
	Heroin	188	36	334	64	522	100
	Other Opiates	33	52	30	48	63	100
	Marijuana/Hashish	37	31	83	69	120	100
	Other Drugs	50	42	69	58	119	100
	Unknown	1	50	1	50	2	100
	<b>Total</b>	485	39	769	61	1254	100

\* Unknown age or gender admissions are not included.

**New Jersey Substance Abuse Monitoring System (NJ-SAMS)  
CY2019 Substance Abuse Treatment Discharges Warren County Resident**

<b>Level of Care</b>			<b>Living Arrangements</b>		
Outpatient Care (OP)	323	28%	Homeless	31	3%
Intensive Outpatient (IOP)	370	32%	Dependent Living/Institution	191	16%
Partial Hospitalization	41	4%	Independent Living	904	77%
Opioid Maintenance OP	97	8%	<b>Employment Status</b>		
Opioid Maintenance IOP	12	1%	Unemployed	193	17%
Extended Care	1	0%	Student	13	1%
Halfway House	50	4%	Not in Labor Force	403	35%
Long-Term Residential	43	4%	Employed Full/Part Time	517	44%
Short-Term Residential	114	10%	<b>Reasons for Discharge or Treatment not Completed</b>		
Hospital Based Residential	1	0%	Treatment Plan Completed	590	51%
Detox Residential	88	8%	Quit or Dropped Out	291	25%
Detox Hospital	18	2%	Needs Different Level of Care	89	8%
Detox Outpatient Non-Methadone	3	0%	Unable to Meet Client's Other Needs	1	0%
Detox Outpatient Methadone	0	0%	Administrative Discharge	54	5%
Non-Traditional Program	0	0%	Exhaustion of Payment Source	3	0%
Early Intervention	6	1%	Incarcerated	19	2%
Interim Services***	0	0%	Medical Discharge/Deceased	6	1%
<b>Sex</b>			Other	55	5%
Male	726	62%	<b>Continuing Care</b>		
Female	441	38%	No Continuing Care Needed	207	18%
<b>Age</b>			Refused or Unable to Continue	192	16%
Under 18	9	1%	Continue Care	398	34%
18-21	54	5%	Not Assessed	370	32%
22-24	102	9%	<b>Significant Problems or Conditions</b>		
25-29	248	21%	Mental Health Problem	410	35%
30-34	234	20%	Compulsive Gambling	3	0%
35-44	273	23%	Physical Disability or Handicap	8	1%
45-54	143	12%	Victim of Physical Abuse or Neglect	74	6%
55 and over	104	9%	Victim of Sexual Abuse	56	5%
<b>Race/Ethnicity</b>			Pregnancy	13	1%
White	999	86%	Suicide Attempt	16	1%
Black	92	8%	Runaway Behavior	27	2%
Hispanic	66	6%	Neglect or Abuse of Own Children	53	5%
Other	10	1%	Child of Substance Abuser	81	7%
<b>Mental Illness/Co-Occurring Disorder</b>			Batterer	3	0%
	854	73%	Criminal Activity	217	19%
<b>Client Goal Achieved/Partially Achieved *</b>			Other	50	4%
Alcohol or Drug Problem	706	64%	<b>Arrested in the Last 30 days (Yes)</b>		
Educational	229	65%		40	3%
Employment or Vocational	309	59%	<b>County Where Patient Was Treated</b>		
Family Situation	409	63%	Atlantic	39	3%
Psychological or Mental Health	452	67%	Bergen	1	0%
Physical Health	341	66%	Burlington	9	1%
Legal	360	58%	Camden	3	0%
<b>Drug and Alcohol Use</b>			Cape May	0	0%
Not Using Alcohol or Drugs	683	59%	Cumberland	5	0%
Using Alcohol	77	7%	Essex	22	2%
Using Drugs	145	12%	Gloucester	7	1%
Unknown	243	21%	Hudson	24	2%
<b>Smoke Tobacco (Yes)**</b>			Hunterdon	163	14%
	727	65%	Mercer	3	0%
			Middlesex	16	1%
			Monmouth	67	6%
			Morris	64	5%
			Ocean	9	1%
			Passaic	74	6%
			Salem	0	0%
			Somerset	8	1%
			Sussex	75	6%
			Union	4	0%
			Warren	574	49%
			Other	0	0%
			<b>Total Discharges = 1,167</b>		
			<b>Unduplicated Clients Discharged = 737</b>		

\* Totals may be greater than 100% because of multiple responses. Percentage for goal achievement based on total clients for whom goal was applicable. All other percentages are based on total discharges.

\*\*Percentage calculation excluded missing values.

\*\*\*Interim Services started October 2019.

